



**TRADING
HUB
EUROPE**
keep in balance

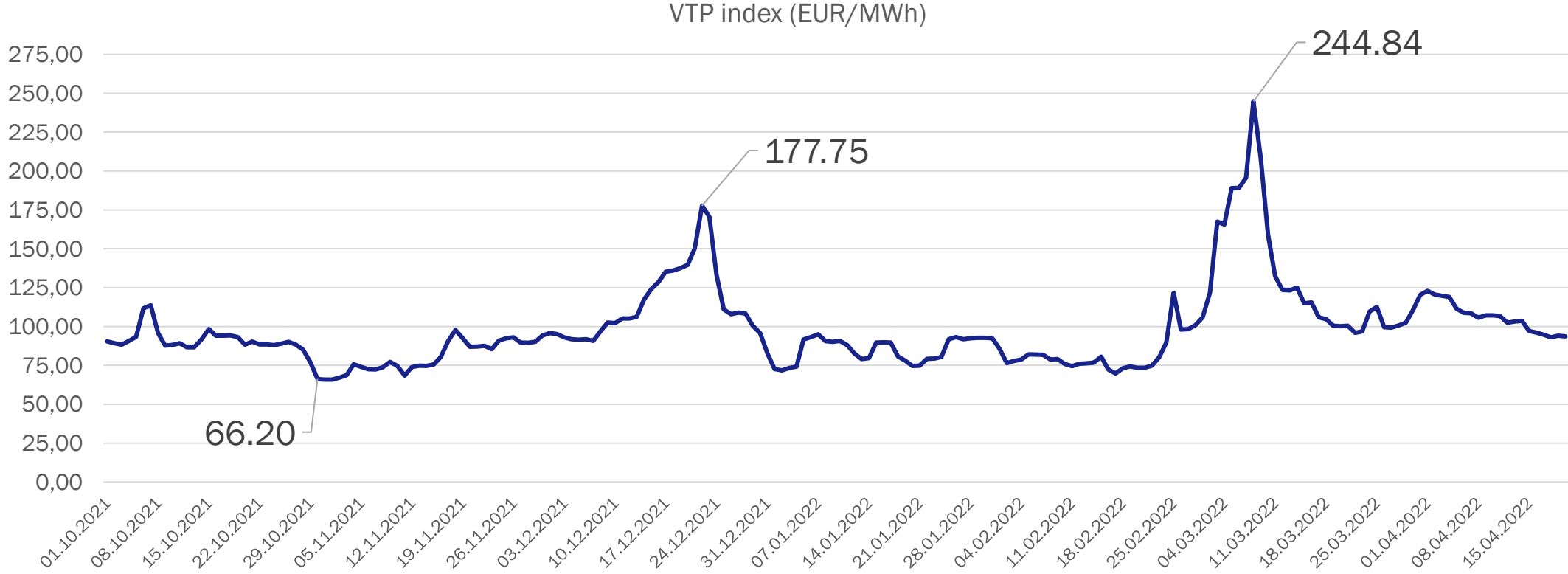
Chronology of the 2021/2022 winter season



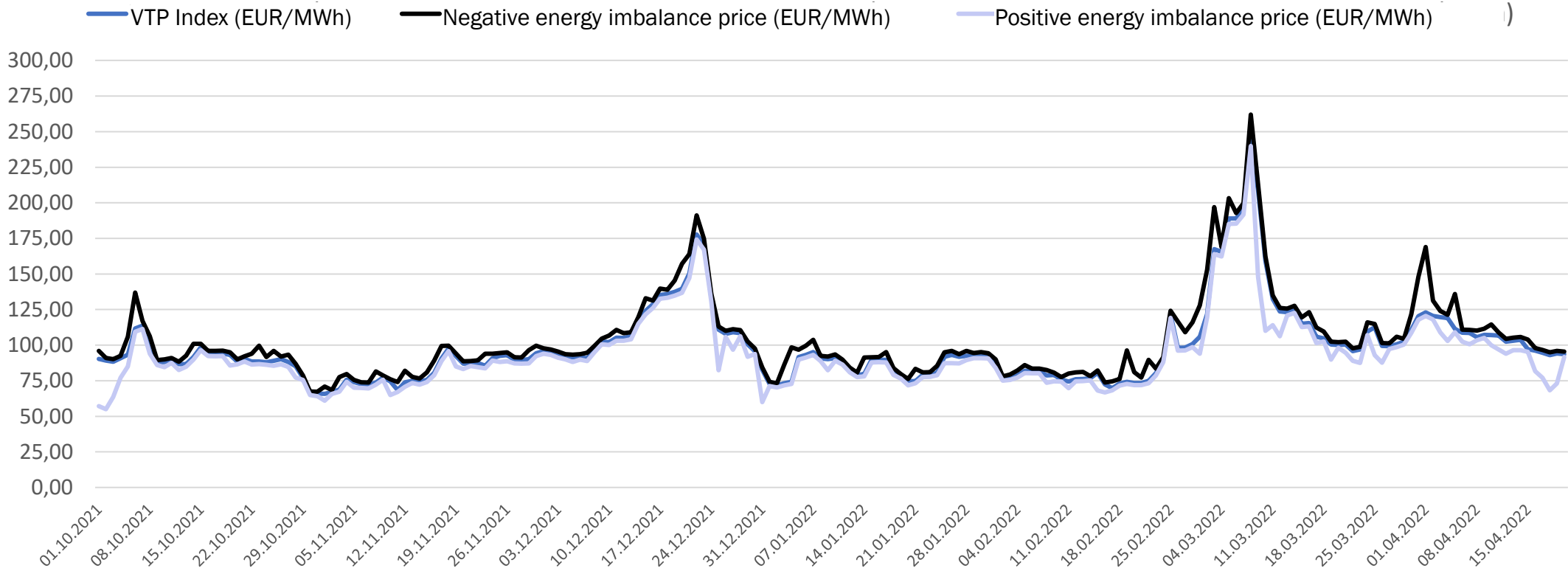
2021/2022 winter season in retrospect

- **Storage levels**
 - October levels only 70%, the lowest in years.
- **Gas prices**
 - increased steadily since May 2021, exceeding the 100 EUR/MWh mark at the beginning of October
- **Average price for balancing gas**
 - approx. 100 EUR/MWh (Oct 21- April 22) vs. 19.13 EUR/MWh in previous year
- **Balancing gas volumes**
 - Purchase and sale approx. 50% below the previous year's level (for both of the old market areas).
- **Gas balance (purchase vs. sale)**
 - Approx. 8,000 GWh vs. approx. 3,100 GWh in previous year
- **Hedging of storage levels**
 - THE issued 6 LTO special tenders totalling EUR 284 million

Development of VTP index price at THE



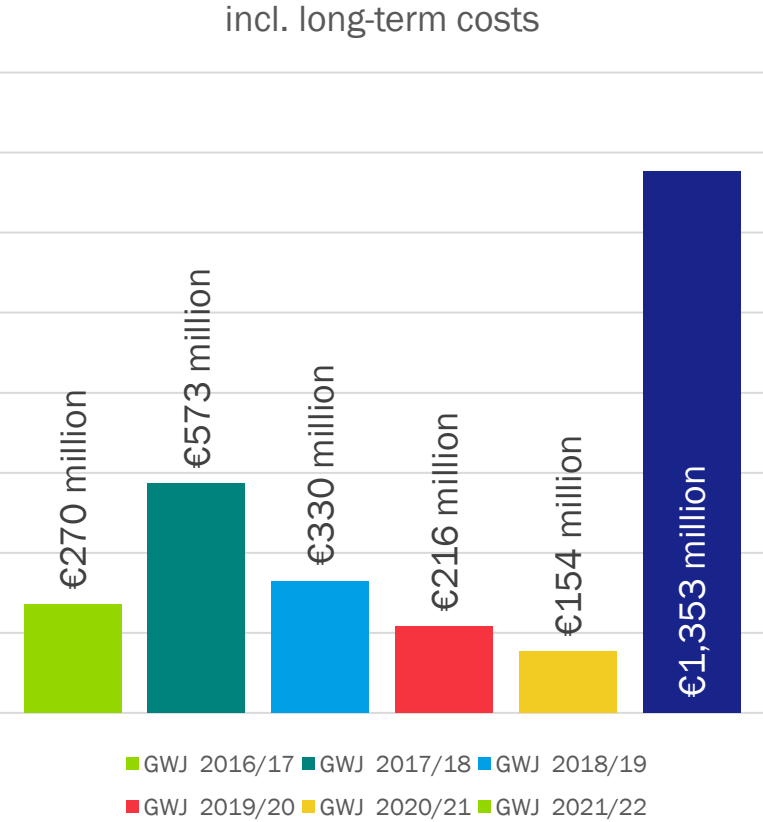
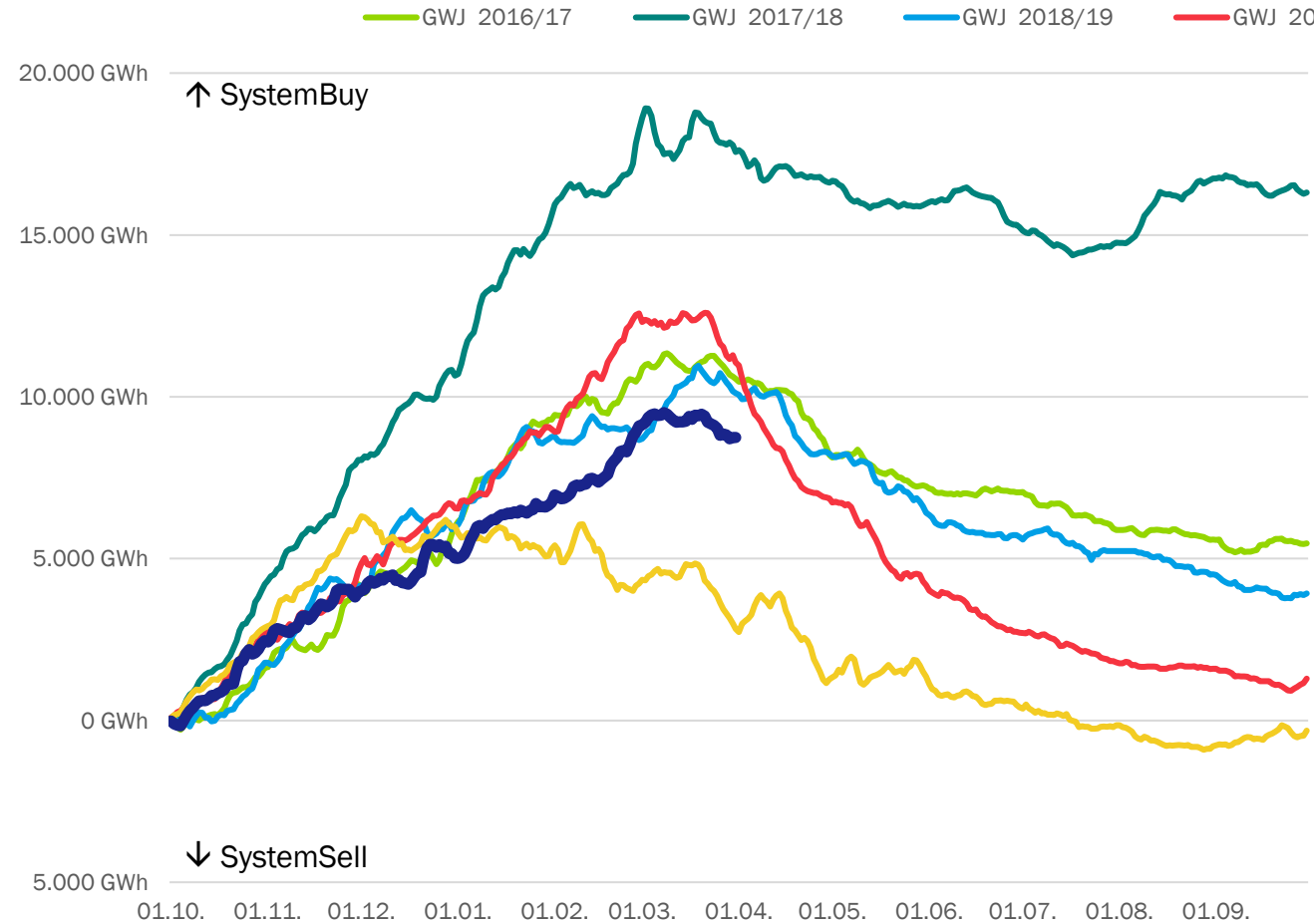
Development of imbalance prices



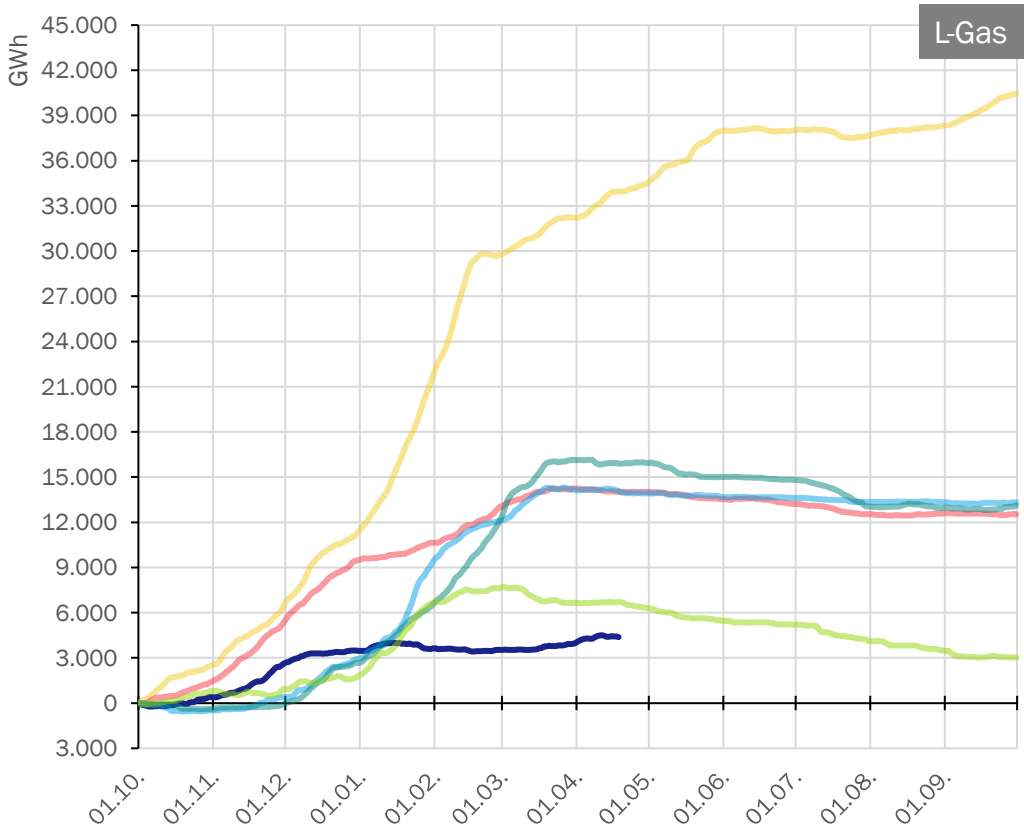
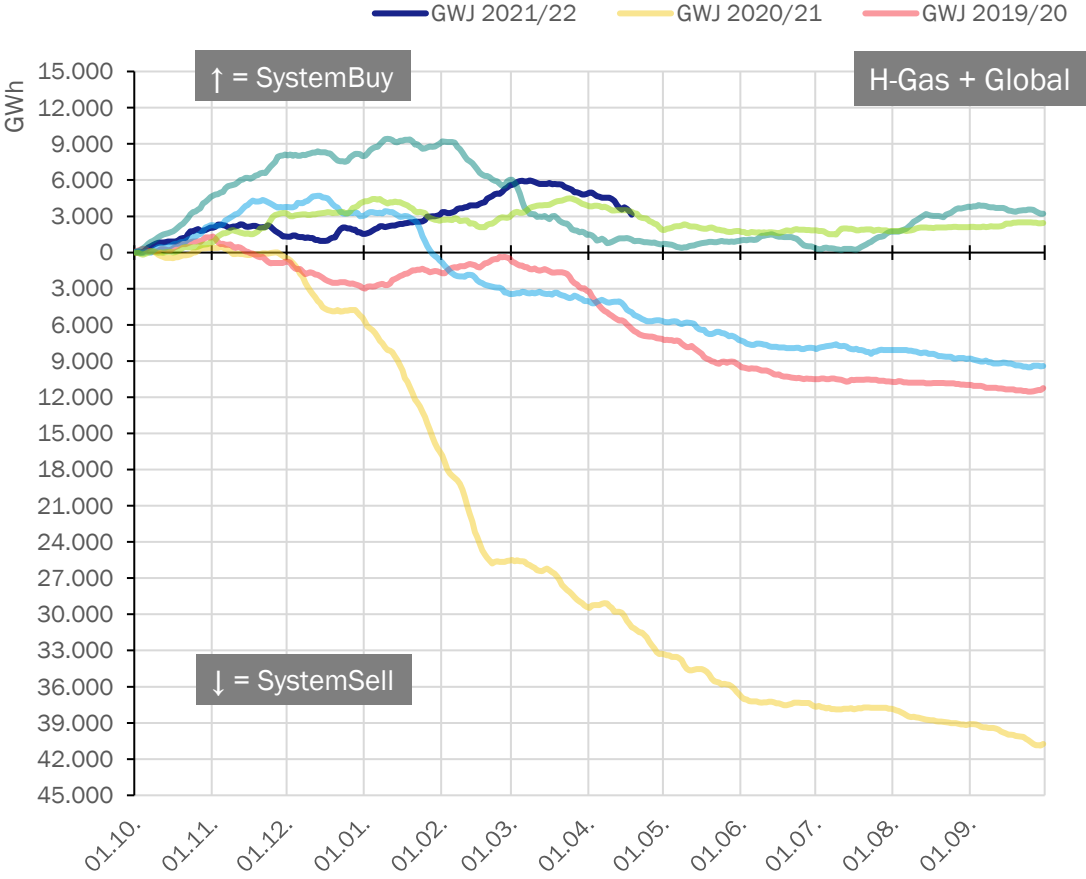
Energy imbalance prices and VTP index differ only slightly on most days. On average, the deviation is around 5%.

Balancing actions per GY

- cumulated gas quantities and costs

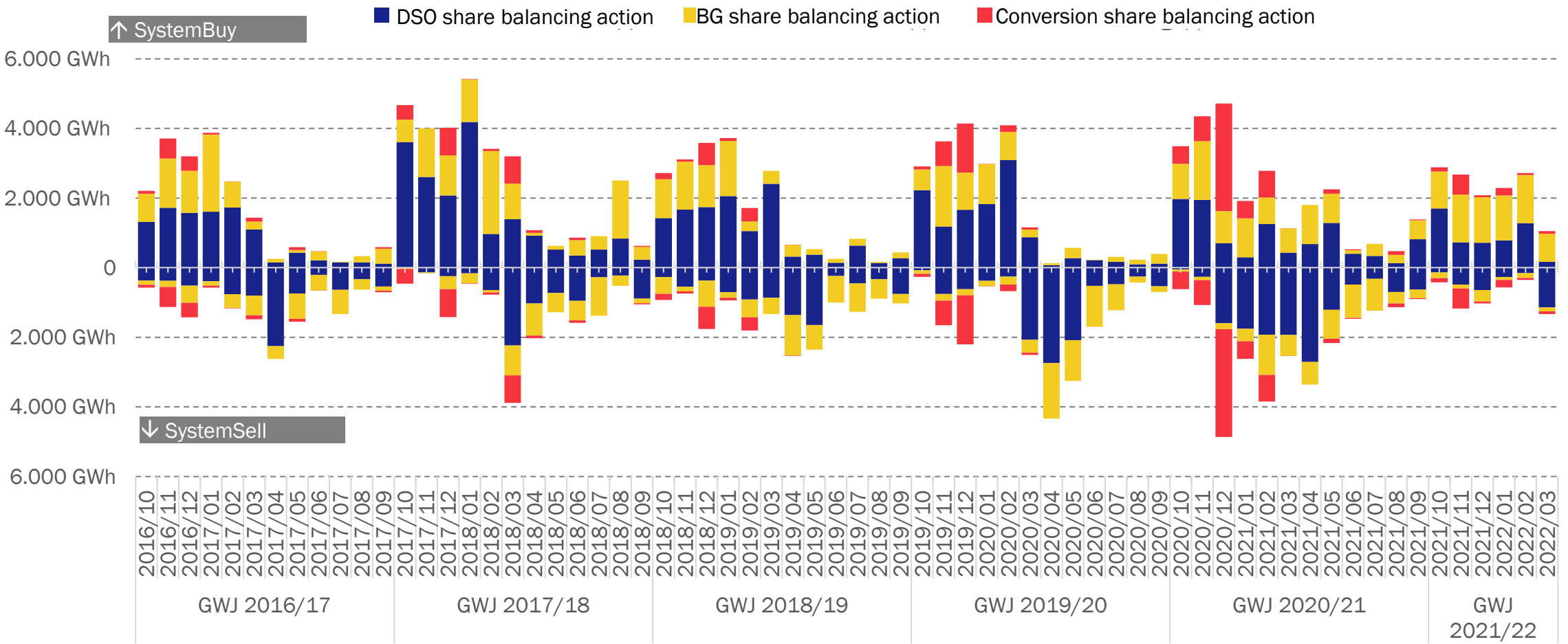


Cumulated balancing actions (Net quantities, annual comparison by gas quality)



Reason for balancing actions

- DSO/BGM share of balancing actions per month



Special LTO tenders in the 2021/2022 winter season

Against the backdrop of low storage levels, various LTOs tenders were issued by THE in the winter of 2021/2022, which served in particular to guarantee the availability of gas volumes

Special tender 1

Offer period 13.12.21
- 17.12.21

Special tender 4

Offer period 31.1.22 -
4.2.22

Special tenders

2 & 3

Offer period 17.1.22 -
21.1.22

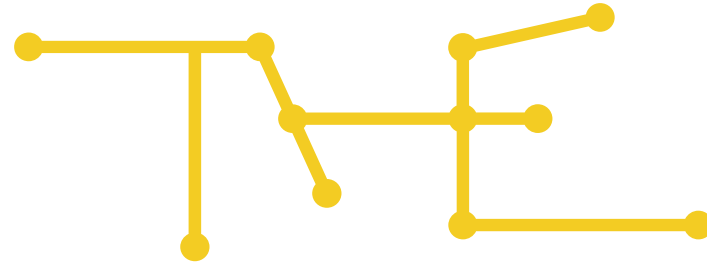
Special tenders

5 & 6

Offer period 7.2.22 -
11.2.22

Special LTO tenders in the 2021/2022 winter season

	Offer period	Period (gas day)	Balancing sector	acceptance	Total charge
Special tender 1	13.12.21 - 17.12.21	1.2.22 - 28.2.22	Balancing sector in H-Gas South	5,000 MWh/h	approx. € 50 million
Special tender 2	17.1.22 - 21.1.22	1.2.22 - 28.2.22	Balancing sector in H-Gas South	5,000 MWh/h	approx. € 38 million
Special tender 3	17.1.22 - 21.1.22	1.3.22 - 15.3.22	Balancing sector in H-Gas South	7,000 MWh/h	approx. € 44 million
Special tender 4	31.1.22 - 4.2.22	14.2.22 - 15.3.22	Balancing sector in HGE und HOS	6,000 MWh/h	approx. € 25 million
Special tender 5	7.2.22 - 11.2.22	15.2.22 - 28.2.22	Balancing sector in HGE, HOS, HGN, HGU, HN, HM und HS	12,000 MWh/h	approx. € 35 million
Special tender 6	7.2.22 - 11.2.22	1.3.22 - 31.3.22	Balancing sector in HGE, HOS, HGN, HGU, HN, HM und HS	11,720 MWh/h	approx. € 92 million



TRADING HUB EUROPE

keep in balance

Trading Hub Europe GmbH

Hauptsitz:
Kaiserswerther Straße 115
40880 Ratingen

Standort Berlin:
Anna-Louisa-Karsch-Straße 2
10178 Berlin

www.tradinghub.eu

Geschäftsführer

Dr. Thomas Becker, Jörg Ehmke,
Torsten Frank, Dr. Sebastian Kemper

Amtsgericht Düsseldorf, HRB 93885

Copyright

The ideas and suggestions developed in this presentation are the intellectual property of Trading Hub Europe and are subject to the applicable copyright laws. The whole or excerpts duplication as well as passing on to third parties is not allowed without written permission of Trading Hub Europe GmbH.